

Medical Quiz

Naseem Ansari, MRCPATH




Fig 1




Fig 2




Fig 3

Q1. What are the lesions shown in Figures 1, 2 and 3?

Q2. Which disease is this patient suffering from?

Q3. Describe the CNS pathology that may be encountered in patients with this disease.