

Medical Quiz

Raja Al-Yusuf

A thirty-nine year old female with a 1.5x2 cm well defined lump in the right breast. There is no history of mastalgia or nipple discharge. The lump was excised and sent for histopathological examination.




Fig 1




Fig 2




Fig 3

Q. What is your diagnosis?